


**CE EXAM**



**Earn CE Credits at Home**

You will be awarded continuing education (CE) credit(s) for recertification after reading the designated article and completing the exam with a score of 70% or better.

If you are a current AST member and are certified, credit earned through completion of the CE exam will automatically be recorded in your file—you do not have to submit a CE reporting form. A printout of all the CE credits you have earned, including Journal CE credits, will be mailed to you in the first quarter following the end of the calendar year. You may check the status of your CE record with AST at any time.

If you are not an AST member or are not certified, you will be notified by mail when Journal credits are submitted, but your credits will not be recorded in AST's files.

Detach or photocopy the answer block, include your check or money order made payable to AST, and send it to Member Services, AST, 6 West Dry Creek Circle, Suite 200, Littleton, CO 80120-8031.

**Members: \$6, nonmembers: \$10**

# Total Knee Arthroplasty

314 FEBRUARY 2010 | CE credit

1. The first known total knee implant was made of \_\_\_\_\_.
  - a. Ivory
  - b. Plaster of paris
  - c. Wood
  - d. Acrylic
2. From 1951 through the early 70s, the \_\_\_\_\_ was the primary knee replacement system.
  - a. Polycentric knee
  - b. Condylar knee
  - c. Walldius hinge
  - d. Geometric prosthesis
3. Universal instrumentation was introduced in \_\_\_\_\_.
  - a. 1975
  - b. 1987
  - c. 1978
  - d. 1971
4. Surgical navigation systems can record \_\_\_\_\_ intraoperatively.
  - a. Joint range-of-motion
  - b. Laxity
  - c. Kinematics
  - d. All of the above
5. The greatest detriment to early robotics systems was \_\_\_\_\_.
  - a. Inaccuracy
  - b. Cost and complexity
  - c. Training personnel
  - d. None of the above
6. A system with dedicated instruments that are compatible with different implant systems is considered \_\_\_\_\_.
  - a. Open platform
  - b. Interchangeable
  - c. Imageless navigation
  - d. Precision 4.0
7. The \_\_\_\_\_ digitizes bony landmarks, monitored by a camera attached to a computer.
  - a. Optical tracking system
  - b. Fixation pin
  - c. Camera
  - d. None of the above
8. The \_\_\_\_\_ is used to determine a patient's correct standing anatomy.
  - a. Femoral tracker
  - b. Femoral rotation axis
  - c. Mechanical axis
  - d. Reference for resection level
9. Pins are placed with the knee in flexion to reduce \_\_\_\_\_.
  - a. Incidence of fracture
  - b. Muscle load
  - c. Collisions with the tibial implant
  - d. All of the above
10. When setting up for a total knee using navigation, the ST will need \_\_\_\_\_.
  - a. Navigation jigs
  - b. Standard jigs
  - c. All regular total knee instruments
  - d. A&C only

**TOTAL KNEE ARTHROSCOPY 314 FEBRUARY 2010 | CE credit**

NBSTSA Certification No. \_\_\_\_\_

AST Member No. \_\_\_\_\_

My address has changed. The address below is the new address.

Name \_\_\_\_\_

Address \_\_\_\_\_


City \_\_\_\_\_ State \_\_\_\_\_

Zip \_\_\_\_\_

Telephone \_\_\_\_\_

	a	b	c	d		a	b	c	d
1	<input type="checkbox"/>	<input type="checkbox"/>	<input type="checkbox"/>	<input type="checkbox"/>	6	<input type="checkbox"/>	<input type="checkbox"/>	<input type="checkbox"/>	<input type="checkbox"/>
2	<input type="checkbox"/>	<input type="checkbox"/>	<input type="checkbox"/>	<input type="checkbox"/>	7	<input type="checkbox"/>	<input type="checkbox"/>	<input type="checkbox"/>	<input type="checkbox"/>
3	<input type="checkbox"/>	<input type="checkbox"/>	<input type="checkbox"/>	<input type="checkbox"/>	8	<input type="checkbox"/>	<input type="checkbox"/>	<input type="checkbox"/>	<input type="checkbox"/>
4	<input type="checkbox"/>	<input type="checkbox"/>	<input type="checkbox"/>	<input type="checkbox"/>	9	<input type="checkbox"/>	<input type="checkbox"/>	<input type="checkbox"/>	<input type="checkbox"/>
5	<input type="checkbox"/>	<input type="checkbox"/>	<input type="checkbox"/>	<input type="checkbox"/>	10	<input type="checkbox"/>	<input type="checkbox"/>	<input type="checkbox"/>	<input type="checkbox"/>

Mark one box next to each number. Only one correct or best answer can be selected for each question.



**Earn CE Credits at Home**

You will be awarded continuing education (CE) credit(s) for recertification after reading the designated article and completing the exam with a score of 70% or better.

If you are a current AST member and are certified, credit earned through completion of the CE exam will automatically be recorded in your file—you do not have to submit a CE reporting form. A printout of all the CE credits you have earned, including Journal CE credits, will be mailed to you in the first quarter following the end of the calendar year. You may check the status of your CE record with AST at any time.

If you are not an AST member or are not certified, you will be notified by mail when Journal credits are submitted, but your credits will not be recorded in AST's files.

Detach or photocopy the answer block, include your check or money order made payable to AST, and send it to Member Services, AST, 6 West Dry Creek Circle, Suite 200, Littleton, CO 80120-8031.

**Members: \$6, nonmembers: \$10**

# Acquired Adult Flatfoot Deformity

316 APRIL 2010 1 CE credit

1. The talonavicular joint is located \_\_\_\_\_.
  - a. Between the talus and navicular
  - b. On the anterolateral midfoot
  - c. On the dorsal foot, below the ankle
  - d. a & c
2. Attaching the posterior tibial tendon to the transferred FDL is called \_\_\_\_\_.
  - a. Midfoot dissection
  - b. Tenodesis
  - c. Spring ligament repair
  - d. Ligament fixation
3. Surgical procedures to correct flatfoot include \_\_\_\_\_.
  - a. Spring ligament reconstruction
  - b. Triple arthrodesis
  - c. Subtalar arthrodesis
  - d. All of the above
4. Weight-bearing radiographs should be taken \_\_\_\_\_.
  - a. Preoperatively
  - b. Postoperatively
  - c. At the surgeon's discretion
  - d. Only when screws are used
5. The most common cause of adult-acquired flatfoot is \_\_\_\_\_.
  - a. Lateral hindfoot pain
  - b. Navicular tuberosity
  - c. Posterior tibial tendon dysfunction
  - d. Achilles tendonitis
6. The \_\_\_\_\_ can be used to replace the posterior tibial tendon.
  - a. Achilles tendon
  - b. FDL tendon
  - c. Peroneal tendon
  - d. None of the above
7. \_\_\_\_\_ can be used to lengthen the lateral column in this surgical alternative.
  - a. Iliac crest block autograft
  - b. Structural allograft
  - c. FDL transfer
  - d. a & b
8. Varying degrees of flatfoot are present in \_\_\_\_\_ percent of the population.
  - a. 10-25
  - b. 15-30
  - c. More than 50
  - d. Unknown
9. In the lateral column lengthening procedure, the "bump" under the ipsilateral hip provides \_\_\_\_\_.
  - a. Support for the hip
  - b. Relief of a bony pressure point
  - c. Better access to the lateral side of the foot
  - d. Stability for the thigh
10. Patients with painful arthritis or fixed flatfoot with PTTD are usually best served with \_\_\_\_\_.
  - a. Motion-sparing procedures
  - b. Subtalar arthrodesis
  - c. Triple arthrodesis
  - d. b & c

**ACQUIRED ADULT FLATFOOT DEFORMITY 316 APRIL 2010 1 CE credit**

NBSTSA Certification No. \_\_\_\_\_

AST Member No. \_\_\_\_\_

My address has changed. The address below is the new address.

Name \_\_\_\_\_

Address \_\_\_\_\_


City \_\_\_\_\_ State \_\_\_\_\_ Zip \_\_\_\_\_

Telephone \_\_\_\_\_

	a	b	c	d		a	b	c	d
1	<input type="checkbox"/>	<input type="checkbox"/>	<input type="checkbox"/>	<input type="checkbox"/>	6	<input type="checkbox"/>	<input type="checkbox"/>	<input type="checkbox"/>	<input type="checkbox"/>
2	<input type="checkbox"/>	<input type="checkbox"/>	<input type="checkbox"/>	<input type="checkbox"/>	7	<input type="checkbox"/>	<input type="checkbox"/>	<input type="checkbox"/>	<input type="checkbox"/>
3	<input type="checkbox"/>	<input type="checkbox"/>	<input type="checkbox"/>	<input type="checkbox"/>	8	<input type="checkbox"/>	<input type="checkbox"/>	<input type="checkbox"/>	<input type="checkbox"/>
4	<input type="checkbox"/>	<input type="checkbox"/>	<input type="checkbox"/>	<input type="checkbox"/>	9	<input type="checkbox"/>	<input type="checkbox"/>	<input type="checkbox"/>	<input type="checkbox"/>
5	<input type="checkbox"/>	<input type="checkbox"/>	<input type="checkbox"/>	<input type="checkbox"/>	10	<input type="checkbox"/>	<input type="checkbox"/>	<input type="checkbox"/>	<input type="checkbox"/>

Mark one box next to each number. Only one correct or best answer can be selected for each question.

## CE EXAM



### Earn CE Credits at Home

You will be awarded continuing education (CE) credit(s) for recertification after reading the designated article and completing the exam with a score of 70% or better.

If you are a current AST member and are certified, credit earned through completion of the CE exam will automatically be recorded in your file—you do not have to submit a CE reporting form. A printout of all the CE credits you have earned, including Journal CE credits, will be mailed to you in the first quarter following the end of the calendar year. You may check the status of your CE record with AST at any time.

If you are not an AST member or are not certified, you will be notified by mail when Journal credits are submitted, but your credits will not be recorded in AST's files.

Detach or photocopy the answer block, include your check or money order made payable to AST, and send it to Member Services, AST, 6 West Dry Creek Circle, Suite 200, Littleton, CO 80120-8031.

**Members: \$6, nonmembers: \$10**

# Hip Arthroscopy

317 MAY 2010 1 CE credit

- The \_\_\_\_\_ should include the qualitative nature of discomfort, location, onset and history of trauma/developmental abnormality.
  - Diagnosis
  - Patient history
  - Treatment
  - Rehabilitation
- Primary portals are placed \_\_\_\_\_.
  - Anterior and anterolateral
  - Anterior and posterior
  - Anterolateral and posterolateral
  - Superior and Inferior
- A pincer lesion is located on the \_\_\_\_\_.
  - Femoral head
  - Femoral head neck junction
  - Acetabular fossa
  - Acetabular rim
- The labrum is made up of \_\_\_\_\_.
  - Fibrocartilage
  - Osseous abnormalities
  - Bone
  - Hyaline cartilage
- The \_\_\_\_\_ is/are located on the femoral head-neck junction.
  - Cam lesion
  - Pincer lesion
  - Labrum
  - Nerve fibers
- The anterolateral portal penetrates the \_\_\_\_\_.
  - Sartorius
  - Rectus femoris
  - Gluteus medius
  - Greater trochanter
- The femoral artery and nerve lie \_\_\_\_\_ to the anterior portal.
  - Posterior
  - Medial
  - Lateral
  - Superior
- A type 2 tear is \_\_\_\_\_.
  - Detachment or pincer impingement
  - Detachment or cam impingement
  - Intrasubstance tear or pincer impingement
  - Intrasubstance tear or cam impingement
- The anterior portal penetrates the \_\_\_\_\_.
  - Sartorius
  - Rectus femoris
  - Gluteus medius
  - Both a & b
- Postoperative rehabilitation includes \_\_\_\_\_.
  - Walking or light jogging
  - Rest
  - Crutches
  - Continuous passive motion and physical therapy

## HIP ARTHROSCOPY: FEMOROACETABULAR IMPINGEMENT 317 MAY 2010 1 CE credit

NBSTSA Certification No. \_\_\_\_\_

AST Member No. \_\_\_\_\_

My address has changed. The address below is the new address.

Name \_\_\_\_\_


Address \_\_\_\_\_

City \_\_\_\_\_ State \_\_\_\_\_ Zip \_\_\_\_\_

Telephone \_\_\_\_\_

	a	b	c	d		a	b	c	d
1	<input type="checkbox"/>	<input type="checkbox"/>	<input type="checkbox"/>	<input type="checkbox"/>	6	<input type="checkbox"/>	<input type="checkbox"/>	<input type="checkbox"/>	<input type="checkbox"/>
2	<input type="checkbox"/>	<input type="checkbox"/>	<input type="checkbox"/>	<input type="checkbox"/>	7	<input type="checkbox"/>	<input type="checkbox"/>	<input type="checkbox"/>	<input type="checkbox"/>
3	<input type="checkbox"/>	<input type="checkbox"/>	<input type="checkbox"/>	<input type="checkbox"/>	8	<input type="checkbox"/>	<input type="checkbox"/>	<input type="checkbox"/>	<input type="checkbox"/>
4	<input type="checkbox"/>	<input type="checkbox"/>	<input type="checkbox"/>	<input type="checkbox"/>	9	<input type="checkbox"/>	<input type="checkbox"/>	<input type="checkbox"/>	<input type="checkbox"/>
5	<input type="checkbox"/>	<input type="checkbox"/>	<input type="checkbox"/>	<input type="checkbox"/>	10	<input type="checkbox"/>	<input type="checkbox"/>	<input type="checkbox"/>	<input type="checkbox"/>

Mark one box next to each number.  
Only one correct or best answer can be selected for each question.



**Earn CE Credits at Home**

You will be awarded continuing education (CE) credit(s) for recertification after reading the designated article and completing the exam with a score of 70% or better.

If you are a current AST member and are certified, credit earned through completion of the CE exam will automatically be recorded in your file—you do not have to submit a CE reporting form. A printout of all the CE credits you have earned, including Journal CE credits, will be mailed to you in the first quarter following the end of the calendar year. You may check the status of your CE record with AST at any time.

If you are not an AST member or are not certified, you will be notified by mail when Journal credits are submitted, but your credits will not be recorded in AST's files.

Detach or photocopy the answer block, include your check or money order made payable to AST, and send it to Member Services, AST, 6 West Dry Creek Circle, Suite 200, Littleton, CO 80120-8031.

**Members: \$6, nonmembers: \$10**

# Platysmaplasty

319 JULY 2010 1 CE credit

1. The \_\_\_\_\_ covers the external jugular vein in the neck.
  - a. Platysma
  - b. Deltoideus
  - c. Superior part of the pectoralis major
  - d. None of the above
2. A \_\_\_\_\_ is used to separate the subcutaneous layer from the platysma muscle.
  - a. Army/Navy retractor
  - b. Adson forceps
  - c. #15 blade
  - d. Straight Metzenbaum scissor
3. Patients must cease drinking and smoking \_\_\_\_\_ prior to the procedure.
  - a. 24 hours
  - b. One week
  - c. Two weeks
  - d. One month
4. Patients should wear an elastic bandage around the head and neck for \_\_\_\_\_.
  - a. 24 hours postoperatively
  - b. 48-72 hours postoperatively
  - c. Up to five days postoperatively
  - d. All of the above
5. Platysmaplasty can be performed using \_\_\_\_\_ anesthesia.
  - a. General
  - b. IV sedation
  - c. Local
  - d. All of the above
6. The method of suturing for this procedure is based on \_\_\_\_\_.
  - a. Surgeon's preference
  - b. The amount of fat removed
  - c. The type of suture
  - d. a & b
7. \_\_\_\_\_ is administered preoperatively to help prevent infection.
  - a. Cleocin
  - b. Cephalixin
  - c. Azithromycin
  - d. Penicillin
8. To prevent bleeding, \_\_\_\_\_ are not allowed during the first week following surgery.
  - a. Vitamin D
  - b. Aspirin
  - c. Acetaminophen
  - d. a & b
9. Which item is *not* laid out on the Mayo stand?
  - a. DeBakey tissue forceps
  - b. Elastic bandage
  - c. Head light source
  - d. Surgeon's magnified intense glasses
10. Possible complications from platysmaplasty include \_\_\_\_\_.
  - a. Hematoma
  - b. Infection
  - c. Seroma
  - d. All of the above

**PLATYSMAPLASTY: A SURGICAL RESOLUTION FOR THE TURKEY NECK** 319 JULY 2010 1 CE credit

NBSTSA Certification No. \_\_\_\_\_

AST Member No. \_\_\_\_\_

My address has changed. The address below is the new address.

Name \_\_\_\_\_

Address \_\_\_\_\_


City \_\_\_\_\_ State \_\_\_\_\_ Zip \_\_\_\_\_

Telephone \_\_\_\_\_

	a	b	c	d		a	b	c	d
1	<input type="checkbox"/>	<input type="checkbox"/>	<input type="checkbox"/>	<input type="checkbox"/>	6	<input type="checkbox"/>	<input type="checkbox"/>	<input type="checkbox"/>	<input type="checkbox"/>
2	<input type="checkbox"/>	<input type="checkbox"/>	<input type="checkbox"/>	<input type="checkbox"/>	7	<input type="checkbox"/>	<input type="checkbox"/>	<input type="checkbox"/>	<input type="checkbox"/>
3	<input type="checkbox"/>	<input type="checkbox"/>	<input type="checkbox"/>	<input type="checkbox"/>	8	<input type="checkbox"/>	<input type="checkbox"/>	<input type="checkbox"/>	<input type="checkbox"/>
4	<input type="checkbox"/>	<input type="checkbox"/>	<input type="checkbox"/>	<input type="checkbox"/>	9	<input type="checkbox"/>	<input type="checkbox"/>	<input type="checkbox"/>	<input type="checkbox"/>
5	<input type="checkbox"/>	<input type="checkbox"/>	<input type="checkbox"/>	<input type="checkbox"/>	10	<input type="checkbox"/>	<input type="checkbox"/>	<input type="checkbox"/>	<input type="checkbox"/>

Mark one box next to each number. Only one correct or best answer can be selected for each question.

**CE EXAM**



**Earn CE Credits at Home**

You will be awarded continuing education (CE) credit(s) for recertification after reading the designated article and completing the exam with a score of 70% or better.

If you are a current AST member and are certified, credit earned through completion of the CE exam will automatically be recorded in your file—you do not have to submit a CE reporting form. A printout of all the CE credits you have earned, including Journal CE credits, will be mailed to you in the first quarter following the end of the calendar year. You may check the status of your CE record with AST at any time.

If you are not an AST member or are not certified, you will be notified by mail when Journal credits are submitted, but your credits will not be recorded in AST's files.

Detach or photocopy the answer block, include your check or money order made payable to AST, and send it to Member Services, AST, 6 West Dry Creek Circle, Suite 200, Littleton, CO 80120-8031.

**Members: \$6, nonmembers: \$10**

# Emergency Cesarean Delivery

320 AUGUST 2010 1 CE credit

1. Early practice of Cesarean section often resulted in \_\_\_\_\_.
  - a. Fetal bradycardia
  - b. Shoulder dystocia
  - c. Cardiac arrest
  - d. All of the above
2. What important innovation helped make the Cesarean delivery safer in the mid-1800s?
  - a. Anesthesia
  - b. Blood bank
  - c. ESU
  - d. Oxytocin
3. The \_\_\_\_\_ must be present in the LDR during a Code Blue.
  - a. Patient's next of kin
  - b. Anesthesiologist
  - c. Blood bank
  - d. In-house obstetric attending physician
4. The rarest presentation of a breech birth \_\_\_\_\_.
  - a. Kneeling breech
  - b. Complete breech
  - c. Frank breech
  - d. Footling breech
5. The \_\_\_\_\_ is placed in charge of obtaining additional supplies in emergency situations.
  - a. Nurse manager
  - b. Assistant nurse manager
  - c. Patient's primary nurse
  - d. Runner
6. During the delivery, the \_\_\_\_\_ is delivered first.
  - a. Bottom
  - b. Head
  - c. Feet
  - d. Umbilical cord
7. Breech birth risks include \_\_\_\_\_.
  - a. Umbilical cord prolapse
  - b. Head entrapment
  - c. Oxygen deprivation
  - d. All of the above
8. What size blade does the surgical technologist need to incise the patient's skin?
  - a. #20
  - b. #11
  - c. #15
  - d. #10
9. Which of the following factors is not influential in the occurrence of a breech birth?
  - a. The sex of the baby
  - b. Multiple fetuses
  - c. Premature labor
  - d. Uterine abnormalities
10. Who determines if the patient should be moved to the OR for further patient management and/or closure?
  - a. Team leader
  - b. Physician
  - c. Medication nurse
  - d. None of the above

**EMERGENCY CESAREAN DELIVERY 320 AUGUST 2010 1 CE credit**

NBSTSA Certification No. \_\_\_\_\_

AST Member No. \_\_\_\_\_

My address has changed. The address below is the new address.

Name \_\_\_\_\_

Address \_\_\_\_\_

City \_\_\_\_\_ State \_\_\_\_\_ Zip \_\_\_\_\_

Telephone \_\_\_\_\_

	a	b	c	d		a	b	c	d
1	<input type="checkbox"/>	<input type="checkbox"/>	<input type="checkbox"/>	<input type="checkbox"/>	6	<input type="checkbox"/>	<input type="checkbox"/>	<input type="checkbox"/>	<input type="checkbox"/>
2	<input type="checkbox"/>	<input type="checkbox"/>	<input type="checkbox"/>	<input type="checkbox"/>	7	<input type="checkbox"/>	<input type="checkbox"/>	<input type="checkbox"/>	<input type="checkbox"/>
3	<input type="checkbox"/>	<input type="checkbox"/>	<input type="checkbox"/>	<input type="checkbox"/>	8	<input type="checkbox"/>	<input type="checkbox"/>	<input type="checkbox"/>	<input type="checkbox"/>
4	<input type="checkbox"/>	<input type="checkbox"/>	<input type="checkbox"/>	<input type="checkbox"/>	9	<input type="checkbox"/>	<input type="checkbox"/>	<input type="checkbox"/>	<input type="checkbox"/>
5	<input type="checkbox"/>	<input type="checkbox"/>	<input type="checkbox"/>	<input type="checkbox"/>	10	<input type="checkbox"/>	<input type="checkbox"/>	<input type="checkbox"/>	<input type="checkbox"/>

Mark one box next to each number. Only one correct or best answer can be selected for each question.

# Radical Neck Dissection

322 OCTOBER 2010 1 CE credit

1. How many modifications to the radical neck dissection are there?
  - a. 1
  - b. 2
  - c. 3
  - d. 4
  
2. The \_\_\_\_ is isolated and divided immediately after the external jugular vein.
  - a. Anterior trapezius muscle
  - b. Omohyoid muscle
  - c. Internal jugular vein
  - d. Thyrocervical artery
  
3. The first radical neck dissection was performed by \_\_\_\_ .
  - a. George Crile
  - b. Hayes Martin
  - c. Oswaldo Suarez
  - d. Ettore Bocca
  
4. A \_\_\_\_ is used to protect the carotid artery in the event the patient has undergone previous radiation therapy.
  - a. Sterile towel
  - b. Dermal skin graft
  - c. Sterile plastic adhesive
  - d. Fenestrated sheet
  
5. The lymph node groups and additional structures not included in the classic neck dissection are resected in the \_\_\_\_ .
  - a. Type I modification
  - b. Type II modification
  - c. Type III modification
  - d. Extended radical neck dissection
  
6. Surgical and anesthesia times increase significantly when \_\_\_\_ are used.
  - a. Radial forearm flaps
  - b. Rectus abdominis flaps
  - c. Microvascular flaps
  - d. Nerve grafts
  
7. Which medical advancement allowed surgery to become the primary treatment for cancers of the head and neck?
  - a. Radical neck dissection
  - b. Preservation of the spinal accessory nerve
  - c. Antibiotics
  - d. All of the above
  
8. Cadaveric tissue grafts may be successful in radical neck dissections because \_\_\_\_ .
  - a. It can reduce surgical time
  - b. It can reduce time under anesthetic
  - c. A previously-irradiated field does not affect its integration
  - d. All of the above
  
9. After the thyrocervical artery is clamped, divided and ligated, the \_\_\_\_ is/are dissected.
  - a. Posterior triangle
  - b. Cervical and suprascapular arteries
  - c. Omohyoid muscle
  - d. None of the above
  
10. A radical neck dissection will generally keep a patient in the hospital for \_\_\_\_ .
  - a. 3-5 days
  - b. 5-7 days
  - c. 7-12 days
  - d. 13-15 days

RADICAL NECK DISSECTION 322 OCTOBER 2010 1 CE credit

NBSTSA Certification No. \_\_\_\_\_

AST Member No. \_\_\_\_\_

My address has changed. The address below is the new address.

Name \_\_\_\_\_

Address \_\_\_\_\_


City \_\_\_\_\_ State \_\_\_\_\_ Zip \_\_\_\_\_

Telephone \_\_\_\_\_

	a	b	c	d		a	b	c	d
1	<input type="checkbox"/>	<input type="checkbox"/>	<input type="checkbox"/>	<input type="checkbox"/>	6	<input type="checkbox"/>	<input type="checkbox"/>	<input type="checkbox"/>	<input type="checkbox"/>
2	<input type="checkbox"/>	<input type="checkbox"/>	<input type="checkbox"/>	<input type="checkbox"/>	7	<input type="checkbox"/>	<input type="checkbox"/>	<input type="checkbox"/>	<input type="checkbox"/>
3	<input type="checkbox"/>	<input type="checkbox"/>	<input type="checkbox"/>	<input type="checkbox"/>	8	<input type="checkbox"/>	<input type="checkbox"/>	<input type="checkbox"/>	<input type="checkbox"/>
4	<input type="checkbox"/>	<input type="checkbox"/>	<input type="checkbox"/>	<input type="checkbox"/>	9	<input type="checkbox"/>	<input type="checkbox"/>	<input type="checkbox"/>	<input type="checkbox"/>
5	<input type="checkbox"/>	<input type="checkbox"/>	<input type="checkbox"/>	<input type="checkbox"/>	10	<input type="checkbox"/>	<input type="checkbox"/>	<input type="checkbox"/>	<input type="checkbox"/>

Mark one box next to each number.  
Only one correct or best answer can be selected for each question.

## CE EXAM



### Earn CE Credits at Home

You will be awarded continuing education (CE) credits toward your recertification after reading the designated article and completing the test with a score of 70% or better. If you do not pass the test, it will be returned along with your payment.

Send the original answer sheet from the journal and make a copy for your records. If possible use a credit card (debit or credit) for payment. It is a faster option for processing of credits and offers more flexibility for correct payment. When submitting multiple tests, you do not need to submit a separate check for each journal test. You may submit multiple journal tests with one check or money order.

Members this test is also available online at [www.ast.org](http://www.ast.org). No stamps or checks and post to your record automatically!

**Members: \$6 per credit**

(per credit not per test)

**Nonmembers: \$10 per credit**

(per credit not per test plus the \$400 nonmember fee per submission)

After your credits are processed, AST will send you a letter acknowledging the number of credits that were accepted. Members can also check your CE credit status online with your login information at [www.ast.org](http://www.ast.org).

### 3 WAYS TO SUBMIT YOUR CE CREDITS

Mail to: AST, Member Services, 6 West Dry Creek Circle Ste 200 Littleton, CO 80120-8031

Fax CE credits to: 303-694-9169

E-mail scanned CE credits in PDF format to: [memserv@ast.org](mailto:memserv@ast.org)

For questions please contact Member Services - [memserv@ast.org](mailto:memserv@ast.org) or 800-637-7433, option 3. Business hours: Mon-Fri, 8:00a.m. - 4:30 p.m., mountain time

## Pectus Carinatum: Pigeon Chest

323 NOVEMBER 2010 2 CE credit

1. Pectus Carinatum is characterized by a/an \_\_\_\_ of the sternum.
  - a. Protrusion
  - b. Indentation
  - c. Fracture
  - d. A & C
2. Effects of pigeon chest include \_\_\_\_.
  - a. Fatigue
  - b. Dyspnea
  - c. Psychological issues
  - d. All of the above
3. The surgical procedure can take anywhere from \_\_\_\_.
  - a. 2-4 hours
  - b. 2-6 hours
  - c. 4-6 hours
  - d. None of the above
4. The Ravitch procedure has a \_\_\_\_ percent satisfaction rate among patients.
  - a. 97
  - b. 87
  - c. 79
  - d. 92
5. Patients' cardiopulmonary function can be affected by \_\_\_\_.
  - a. Mitral valve prolapsed
  - b. Decreased lung capacity
  - c. Impaired gas exchange in cardiopulmonary system
  - d. All of the above
6. The Ravitch procedure does not involve \_\_\_\_.
  - a. Cutting the costal cartilage
  - b. Using a stabilization bar
  - c. External pressure brace
  - d. Removal of some costal cartilage
7. The ratio of males to females that develop pectus carinatum is \_\_\_\_.
  - a. 3:1
  - b. 7:2
  - c. 6:2
  - d. 5:1
8. The principal organs of respiration and circulation are protected by the \_\_\_\_.
  - a. Thorax
  - b. Pectoral muscles
  - c. Sternum
  - d. Thoracic vertebrae
9. The human body has \_\_\_\_ false ribs.
  - a. Ten
  - b. Six
  - c. Three
  - d. Two
10. A chest deformity characterized by an inverted sternum is \_\_\_\_.
  - a. Pectus carinatum
  - b. Pigeon chest
  - c. Pectus excavatum
  - d. All of the above
11. The intercostal spaces are located between the \_\_\_\_.
  - a. Lungs
  - b. Ribs
  - c. Vertebral bodies
  - d. Costal cartilages
12. Pectus carinatum can present at which phase of a patient's life?
  - a. At birth
  - b. Post surgically
  - c. During growth spurts
  - d. All of the above

13. Which genetic disorder is not considered a possible cause of pectus carinatum?

- a. Trisomy 21
- b. Morquio syndrome
- c. Brittle bone disease
- d. Scoliosis

14. One percent lidocaine with epinephrine, 1:200,000 describes \_\_\_\_.

- a. Sterile solution
- b. General anesthetic
- c. Local anesthetic
- d. Anxiety medication

15. In the case presented, the patient is in the \_\_\_\_ position for surgery.

- a. Reverse Trendelenburg
- b. Supine
- c. Trendelenburg
- d. None of the above

16. \_\_\_\_ is/are performed preoperatively to rule out genetic disorders.

- a. Blood tests
- b. Urine analysis
- c. X-ray
- d. ECG

17. The average hospital stay for this procedure is \_\_\_\_.

- a. 1-5 days
- b. 3-5 days
- c. 3-7 days
- d. 5-9 days

18. Preoperative diagnostic tests include \_\_\_\_.

- a. Pulmonary function
- b. CT scan
- c. Urine analysis
- d. All of the above

19. \_\_\_\_ is a genetic disorder in which the body cannot metabolize methionine.

- a. Homocystinuria
- b. Morquio syndrome
- c. Trisomy 18
- d. Marfan syndrome

20. Twisting movement or rapid elevation of the arms is restricted for \_\_\_\_.

- a. Two months
- b. Four months
- c. Six weeks
- d. Until postoperative checkup

**PECTUS CARINATUM: PIGEON CHEST 323 NOVEMBER 2010 2 CE credit**

NBSTSA Certification No. \_\_\_\_\_

AST Member No. \_\_\_\_\_

My address has changed. The address below is the new address.

Name \_\_\_\_\_

Address \_\_\_\_\_

City \_\_\_\_\_ State \_\_\_\_\_ Zip \_\_\_\_\_

Telephone \_\_\_\_\_

	a	b	c	d		a	b	c	d
1	<input type="checkbox"/>	<input type="checkbox"/>	<input type="checkbox"/>	<input type="checkbox"/>	11	<input type="checkbox"/>	<input type="checkbox"/>	<input type="checkbox"/>	<input type="checkbox"/>
2	<input type="checkbox"/>	<input type="checkbox"/>	<input type="checkbox"/>	<input type="checkbox"/>	12	<input type="checkbox"/>	<input type="checkbox"/>	<input type="checkbox"/>	<input type="checkbox"/>
3	<input type="checkbox"/>	<input type="checkbox"/>	<input type="checkbox"/>	<input type="checkbox"/>	13	<input type="checkbox"/>	<input type="checkbox"/>	<input type="checkbox"/>	<input type="checkbox"/>
4	<input type="checkbox"/>	<input type="checkbox"/>	<input type="checkbox"/>	<input type="checkbox"/>	14	<input type="checkbox"/>	<input type="checkbox"/>	<input type="checkbox"/>	<input type="checkbox"/>
5	<input type="checkbox"/>	<input type="checkbox"/>	<input type="checkbox"/>	<input type="checkbox"/>	15	<input type="checkbox"/>	<input type="checkbox"/>	<input type="checkbox"/>	<input type="checkbox"/>
6	<input type="checkbox"/>	<input type="checkbox"/>	<input type="checkbox"/>	<input type="checkbox"/>	16	<input type="checkbox"/>	<input type="checkbox"/>	<input type="checkbox"/>	<input type="checkbox"/>
7	<input type="checkbox"/>	<input type="checkbox"/>	<input type="checkbox"/>	<input type="checkbox"/>	17	<input type="checkbox"/>	<input type="checkbox"/>	<input type="checkbox"/>	<input type="checkbox"/>
8	<input type="checkbox"/>	<input type="checkbox"/>	<input type="checkbox"/>	<input type="checkbox"/>	18	<input type="checkbox"/>	<input type="checkbox"/>	<input type="checkbox"/>	<input type="checkbox"/>
9	<input type="checkbox"/>	<input type="checkbox"/>	<input type="checkbox"/>	<input type="checkbox"/>	19	<input type="checkbox"/>	<input type="checkbox"/>	<input type="checkbox"/>	<input type="checkbox"/>
10	<input type="checkbox"/>	<input type="checkbox"/>	<input type="checkbox"/>	<input type="checkbox"/>	20	<input type="checkbox"/>	<input type="checkbox"/>	<input type="checkbox"/>	<input type="checkbox"/>

Mark one box next to each number. Only one correct or best answer can be selected for each question.



# Answers CE CREDIT PKG 8: 8 CONTINUING EDUCATION CREDITS

Certified Member

AST Member No: \_\_\_\_\_

Name: \_\_\_\_\_

Certification No: \_\_\_\_\_

Address: \_\_\_\_\_ City: \_\_\_\_\_ State: \_\_\_\_\_ Zip: \_\_\_\_\_

Telephone: \_\_\_\_\_ Email: \_\_\_\_\_

## CE Credit PKG 8: 8 CONTINUING EDUCATION CREDITS

The fee is \$13. This package is only available to AST members.

Check Enclosed Yes, I want to pay by Credit Card:  Visa  MasterCard  AmEx

Card# \_\_\_\_\_ Expiration Date \_\_\_\_\_ Signature \_\_\_\_\_

### Total Knee Arthroplasty

a	b	c	d	a	b	c	d	a	b	c	d	a	b	c	d									
1.	<input type="checkbox"/>	<input type="checkbox"/>	<input type="checkbox"/>	<input type="checkbox"/>	7.	<input type="checkbox"/>	<input type="checkbox"/>	<input type="checkbox"/>	<input type="checkbox"/>	13.	<input type="checkbox"/>	<input type="checkbox"/>	<input type="checkbox"/>	<input type="checkbox"/>	<input type="checkbox"/>									
2.	<input type="checkbox"/>	<input type="checkbox"/>	<input type="checkbox"/>	<input type="checkbox"/>	8.	<input type="checkbox"/>	<input type="checkbox"/>	<input type="checkbox"/>	<input type="checkbox"/>	14.	<input type="checkbox"/>	<input type="checkbox"/>	<input type="checkbox"/>	<input type="checkbox"/>	<input type="checkbox"/>									
3.	<input type="checkbox"/>	<input type="checkbox"/>	<input type="checkbox"/>	<input type="checkbox"/>	9.	<input type="checkbox"/>	<input type="checkbox"/>	<input type="checkbox"/>	<input type="checkbox"/>	15.	<input type="checkbox"/>	<input type="checkbox"/>	<input type="checkbox"/>	<input type="checkbox"/>	<input type="checkbox"/>									
4.	<input type="checkbox"/>	<input type="checkbox"/>	<input type="checkbox"/>	<input type="checkbox"/>	10.	<input type="checkbox"/>	<input type="checkbox"/>	<input type="checkbox"/>	<input type="checkbox"/>	16.	<input type="checkbox"/>	<input type="checkbox"/>	<input type="checkbox"/>	<input type="checkbox"/>	<input type="checkbox"/>									
5.	<input type="checkbox"/>	<input type="checkbox"/>	<input type="checkbox"/>	<input type="checkbox"/>	11.	<input type="checkbox"/>	<input type="checkbox"/>	<input type="checkbox"/>	<input type="checkbox"/>	17.	<input type="checkbox"/>	<input type="checkbox"/>	<input type="checkbox"/>	<input type="checkbox"/>	<input type="checkbox"/>									
6.	<input type="checkbox"/>	<input type="checkbox"/>	<input type="checkbox"/>	<input type="checkbox"/>	12.	<input type="checkbox"/>	<input type="checkbox"/>	<input type="checkbox"/>	<input type="checkbox"/>	18.	<input type="checkbox"/>	<input type="checkbox"/>	<input type="checkbox"/>	<input type="checkbox"/>	<input type="checkbox"/>									
															19.	<input type="checkbox"/>	<input type="checkbox"/>	<input type="checkbox"/>	<input type="checkbox"/>	20.	<input type="checkbox"/>	<input type="checkbox"/>	<input type="checkbox"/>	<input type="checkbox"/>
															Mark one box next to each number. Only one correct or best answer will be selected for each question.									

### Surgical Correction of Acquired Adult Flatfoot Deformity

a	b	c	d	a	b	c	d	a	b	c	d	a	b	c	d									
1.	<input type="checkbox"/>	<input type="checkbox"/>	<input type="checkbox"/>	<input type="checkbox"/>	7.	<input type="checkbox"/>	<input type="checkbox"/>	<input type="checkbox"/>	<input type="checkbox"/>	13.	<input type="checkbox"/>	<input type="checkbox"/>	<input type="checkbox"/>	<input type="checkbox"/>	<input type="checkbox"/>									
2.	<input type="checkbox"/>	<input type="checkbox"/>	<input type="checkbox"/>	<input type="checkbox"/>	8.	<input type="checkbox"/>	<input type="checkbox"/>	<input type="checkbox"/>	<input type="checkbox"/>	14.	<input type="checkbox"/>	<input type="checkbox"/>	<input type="checkbox"/>	<input type="checkbox"/>	<input type="checkbox"/>									
3.	<input type="checkbox"/>	<input type="checkbox"/>	<input type="checkbox"/>	<input type="checkbox"/>	9.	<input type="checkbox"/>	<input type="checkbox"/>	<input type="checkbox"/>	<input type="checkbox"/>	15.	<input type="checkbox"/>	<input type="checkbox"/>	<input type="checkbox"/>	<input type="checkbox"/>	<input type="checkbox"/>									
4.	<input type="checkbox"/>	<input type="checkbox"/>	<input type="checkbox"/>	<input type="checkbox"/>	10.	<input type="checkbox"/>	<input type="checkbox"/>	<input type="checkbox"/>	<input type="checkbox"/>	16.	<input type="checkbox"/>	<input type="checkbox"/>	<input type="checkbox"/>	<input type="checkbox"/>	<input type="checkbox"/>									
5.	<input type="checkbox"/>	<input type="checkbox"/>	<input type="checkbox"/>	<input type="checkbox"/>	11.	<input type="checkbox"/>	<input type="checkbox"/>	<input type="checkbox"/>	<input type="checkbox"/>	17.	<input type="checkbox"/>	<input type="checkbox"/>	<input type="checkbox"/>	<input type="checkbox"/>	<input type="checkbox"/>									
6.	<input type="checkbox"/>	<input type="checkbox"/>	<input type="checkbox"/>	<input type="checkbox"/>	12.	<input type="checkbox"/>	<input type="checkbox"/>	<input type="checkbox"/>	<input type="checkbox"/>	18.	<input type="checkbox"/>	<input type="checkbox"/>	<input type="checkbox"/>	<input type="checkbox"/>	<input type="checkbox"/>									
															19.	<input type="checkbox"/>	<input type="checkbox"/>	<input type="checkbox"/>	<input type="checkbox"/>	20.	<input type="checkbox"/>	<input type="checkbox"/>	<input type="checkbox"/>	<input type="checkbox"/>
															Mark one box next to each number. Only one correct or best answer will be selected for each question.									

## Hip Arthroscopy: Treating Femoroacetabular Impingement

a	b	c	d	a	b	c	d	a	b	c	d	a	b	c	d				
1.	<input type="checkbox"/>	<input type="checkbox"/>	<input type="checkbox"/>	<input type="checkbox"/>	7.	<input type="checkbox"/>	<input type="checkbox"/>	<input type="checkbox"/>	<input type="checkbox"/>	13.	<input type="checkbox"/>	<input type="checkbox"/>	<input type="checkbox"/>	<input type="checkbox"/>	19.	<input type="checkbox"/>	<input type="checkbox"/>	<input type="checkbox"/>	Mark one box next to each number. Only one correct or best answer will be selected for each question.
2.	<input type="checkbox"/>	<input type="checkbox"/>	<input type="checkbox"/>	<input type="checkbox"/>	8.	<input type="checkbox"/>	<input type="checkbox"/>	<input type="checkbox"/>	<input type="checkbox"/>	14.	<input type="checkbox"/>	<input type="checkbox"/>	<input type="checkbox"/>	<input type="checkbox"/>	20.	<input type="checkbox"/>	<input type="checkbox"/>	<input type="checkbox"/>	
3.	<input type="checkbox"/>	<input type="checkbox"/>	<input type="checkbox"/>	<input type="checkbox"/>	9.	<input type="checkbox"/>	<input type="checkbox"/>	<input type="checkbox"/>	<input type="checkbox"/>	15.	<input type="checkbox"/>	<input type="checkbox"/>	<input type="checkbox"/>	<input type="checkbox"/>					
4.	<input type="checkbox"/>	<input type="checkbox"/>	<input type="checkbox"/>	<input type="checkbox"/>	10.	<input type="checkbox"/>	<input type="checkbox"/>	<input type="checkbox"/>	<input type="checkbox"/>	16.	<input type="checkbox"/>	<input type="checkbox"/>	<input type="checkbox"/>	<input type="checkbox"/>					
5.	<input type="checkbox"/>	<input type="checkbox"/>	<input type="checkbox"/>	<input type="checkbox"/>	11.	<input type="checkbox"/>	<input type="checkbox"/>	<input type="checkbox"/>	<input type="checkbox"/>	17.	<input type="checkbox"/>	<input type="checkbox"/>	<input type="checkbox"/>	<input type="checkbox"/>					
6.	<input type="checkbox"/>	<input type="checkbox"/>	<input type="checkbox"/>	<input type="checkbox"/>	12.	<input type="checkbox"/>	<input type="checkbox"/>	<input type="checkbox"/>	<input type="checkbox"/>	18.	<input type="checkbox"/>	<input type="checkbox"/>	<input type="checkbox"/>	<input type="checkbox"/>					

## Platysmaplasty: A Surgical Resolution for the "Turkey Neck"

a	b	c	d	a	b	c	d	a	b	c	d	a	b	c	d				
1.	<input type="checkbox"/>	<input type="checkbox"/>	<input type="checkbox"/>	<input type="checkbox"/>	7.	<input type="checkbox"/>	<input type="checkbox"/>	<input type="checkbox"/>	<input type="checkbox"/>	13.	<input type="checkbox"/>	<input type="checkbox"/>	<input type="checkbox"/>	<input type="checkbox"/>	19.	<input type="checkbox"/>	<input type="checkbox"/>	<input type="checkbox"/>	Mark one box next to each number. Only one correct or best answer will be selected for each question.
2.	<input type="checkbox"/>	<input type="checkbox"/>	<input type="checkbox"/>	<input type="checkbox"/>	8.	<input type="checkbox"/>	<input type="checkbox"/>	<input type="checkbox"/>	<input type="checkbox"/>	14.	<input type="checkbox"/>	<input type="checkbox"/>	<input type="checkbox"/>	<input type="checkbox"/>	20.	<input type="checkbox"/>	<input type="checkbox"/>	<input type="checkbox"/>	
3.	<input type="checkbox"/>	<input type="checkbox"/>	<input type="checkbox"/>	<input type="checkbox"/>	9.	<input type="checkbox"/>	<input type="checkbox"/>	<input type="checkbox"/>	<input type="checkbox"/>	15.	<input type="checkbox"/>	<input type="checkbox"/>	<input type="checkbox"/>	<input type="checkbox"/>					
4.	<input type="checkbox"/>	<input type="checkbox"/>	<input type="checkbox"/>	<input type="checkbox"/>	10.	<input type="checkbox"/>	<input type="checkbox"/>	<input type="checkbox"/>	<input type="checkbox"/>	16.	<input type="checkbox"/>	<input type="checkbox"/>	<input type="checkbox"/>	<input type="checkbox"/>					
5.	<input type="checkbox"/>	<input type="checkbox"/>	<input type="checkbox"/>	<input type="checkbox"/>	11.	<input type="checkbox"/>	<input type="checkbox"/>	<input type="checkbox"/>	<input type="checkbox"/>	17.	<input type="checkbox"/>	<input type="checkbox"/>	<input type="checkbox"/>	<input type="checkbox"/>					
6.	<input type="checkbox"/>	<input type="checkbox"/>	<input type="checkbox"/>	<input type="checkbox"/>	12.	<input type="checkbox"/>	<input type="checkbox"/>	<input type="checkbox"/>	<input type="checkbox"/>	18.	<input type="checkbox"/>	<input type="checkbox"/>	<input type="checkbox"/>	<input type="checkbox"/>					

## Emergency Cesarean Deliver in the Labor and Delivery Room

a	b	c	d	a	b	c	d	a	b	c	d	a	b	c	d				
1.	<input type="checkbox"/>	<input type="checkbox"/>	<input type="checkbox"/>	<input type="checkbox"/>	7.	<input type="checkbox"/>	<input type="checkbox"/>	<input type="checkbox"/>	<input type="checkbox"/>	13.	<input type="checkbox"/>	<input type="checkbox"/>	<input type="checkbox"/>	<input type="checkbox"/>	19.	<input type="checkbox"/>	<input type="checkbox"/>	<input type="checkbox"/>	Mark one box next to each number. Only one correct or best answer will be selected for each question.
2.	<input type="checkbox"/>	<input type="checkbox"/>	<input type="checkbox"/>	<input type="checkbox"/>	8.	<input type="checkbox"/>	<input type="checkbox"/>	<input type="checkbox"/>	<input type="checkbox"/>	14.	<input type="checkbox"/>	<input type="checkbox"/>	<input type="checkbox"/>	<input type="checkbox"/>	20.	<input type="checkbox"/>	<input type="checkbox"/>	<input type="checkbox"/>	
3.	<input type="checkbox"/>	<input type="checkbox"/>	<input type="checkbox"/>	<input type="checkbox"/>	9.	<input type="checkbox"/>	<input type="checkbox"/>	<input type="checkbox"/>	<input type="checkbox"/>	15.	<input type="checkbox"/>	<input type="checkbox"/>	<input type="checkbox"/>	<input type="checkbox"/>					
4.	<input type="checkbox"/>	<input type="checkbox"/>	<input type="checkbox"/>	<input type="checkbox"/>	10.	<input type="checkbox"/>	<input type="checkbox"/>	<input type="checkbox"/>	<input type="checkbox"/>	16.	<input type="checkbox"/>	<input type="checkbox"/>	<input type="checkbox"/>	<input type="checkbox"/>					
5.	<input type="checkbox"/>	<input type="checkbox"/>	<input type="checkbox"/>	<input type="checkbox"/>	11.	<input type="checkbox"/>	<input type="checkbox"/>	<input type="checkbox"/>	<input type="checkbox"/>	17.	<input type="checkbox"/>	<input type="checkbox"/>	<input type="checkbox"/>	<input type="checkbox"/>					
6.	<input type="checkbox"/>	<input type="checkbox"/>	<input type="checkbox"/>	<input type="checkbox"/>	12.	<input type="checkbox"/>	<input type="checkbox"/>	<input type="checkbox"/>	<input type="checkbox"/>	18.	<input type="checkbox"/>	<input type="checkbox"/>	<input type="checkbox"/>	<input type="checkbox"/>					

## Radical Neck Dissection

a	b	c	d	a	b	c	d	a	b	c	d	a	b	c	d				
1.	<input type="checkbox"/>	<input type="checkbox"/>	<input type="checkbox"/>	<input type="checkbox"/>	7.	<input type="checkbox"/>	<input type="checkbox"/>	<input type="checkbox"/>	<input type="checkbox"/>	13.	<input type="checkbox"/>	<input type="checkbox"/>	<input type="checkbox"/>	<input type="checkbox"/>	19.	<input type="checkbox"/>	<input type="checkbox"/>	<input type="checkbox"/>	Mark one box next to each number. Only one correct or best answer will be selected for each question.
2.	<input type="checkbox"/>	<input type="checkbox"/>	<input type="checkbox"/>	<input type="checkbox"/>	8.	<input type="checkbox"/>	<input type="checkbox"/>	<input type="checkbox"/>	<input type="checkbox"/>	14.	<input type="checkbox"/>	<input type="checkbox"/>	<input type="checkbox"/>	<input type="checkbox"/>	20.	<input type="checkbox"/>	<input type="checkbox"/>	<input type="checkbox"/>	
3.	<input type="checkbox"/>	<input type="checkbox"/>	<input type="checkbox"/>	<input type="checkbox"/>	9.	<input type="checkbox"/>	<input type="checkbox"/>	<input type="checkbox"/>	<input type="checkbox"/>	15.	<input type="checkbox"/>	<input type="checkbox"/>	<input type="checkbox"/>	<input type="checkbox"/>					
4.	<input type="checkbox"/>	<input type="checkbox"/>	<input type="checkbox"/>	<input type="checkbox"/>	10.	<input type="checkbox"/>	<input type="checkbox"/>	<input type="checkbox"/>	<input type="checkbox"/>	16.	<input type="checkbox"/>	<input type="checkbox"/>	<input type="checkbox"/>	<input type="checkbox"/>					
5.	<input type="checkbox"/>	<input type="checkbox"/>	<input type="checkbox"/>	<input type="checkbox"/>	11.	<input type="checkbox"/>	<input type="checkbox"/>	<input type="checkbox"/>	<input type="checkbox"/>	17.	<input type="checkbox"/>	<input type="checkbox"/>	<input type="checkbox"/>	<input type="checkbox"/>					
6.	<input type="checkbox"/>	<input type="checkbox"/>	<input type="checkbox"/>	<input type="checkbox"/>	12.	<input type="checkbox"/>	<input type="checkbox"/>	<input type="checkbox"/>	<input type="checkbox"/>	18.	<input type="checkbox"/>	<input type="checkbox"/>	<input type="checkbox"/>	<input type="checkbox"/>					

## Pectus Carinatum: Pigeon Chest

a	b	c	d	a	b	c	d	a	b	c	d	a	b	c	d				
1.	<input type="checkbox"/>	<input type="checkbox"/>	<input type="checkbox"/>	<input type="checkbox"/>	7.	<input type="checkbox"/>	<input type="checkbox"/>	<input type="checkbox"/>	<input type="checkbox"/>	13.	<input type="checkbox"/>	<input type="checkbox"/>	<input type="checkbox"/>	<input type="checkbox"/>	19.	<input type="checkbox"/>	<input type="checkbox"/>	<input type="checkbox"/>	Mark one box next to each number. Only one correct or best answer will be selected for each question.
2.	<input type="checkbox"/>	<input type="checkbox"/>	<input type="checkbox"/>	<input type="checkbox"/>	8.	<input type="checkbox"/>	<input type="checkbox"/>	<input type="checkbox"/>	<input type="checkbox"/>	14.	<input type="checkbox"/>	<input type="checkbox"/>	<input type="checkbox"/>	<input type="checkbox"/>	20.	<input type="checkbox"/>	<input type="checkbox"/>	<input type="checkbox"/>	
3.	<input type="checkbox"/>	<input type="checkbox"/>	<input type="checkbox"/>	<input type="checkbox"/>	9.	<input type="checkbox"/>	<input type="checkbox"/>	<input type="checkbox"/>	<input type="checkbox"/>	15.	<input type="checkbox"/>	<input type="checkbox"/>	<input type="checkbox"/>	<input type="checkbox"/>					
4.	<input type="checkbox"/>	<input type="checkbox"/>	<input type="checkbox"/>	<input type="checkbox"/>	10.	<input type="checkbox"/>	<input type="checkbox"/>	<input type="checkbox"/>	<input type="checkbox"/>	16.	<input type="checkbox"/>	<input type="checkbox"/>	<input type="checkbox"/>	<input type="checkbox"/>					
5.	<input type="checkbox"/>	<input type="checkbox"/>	<input type="checkbox"/>	<input type="checkbox"/>	11.	<input type="checkbox"/>	<input type="checkbox"/>	<input type="checkbox"/>	<input type="checkbox"/>	17.	<input type="checkbox"/>	<input type="checkbox"/>	<input type="checkbox"/>	<input type="checkbox"/>					
6.	<input type="checkbox"/>	<input type="checkbox"/>	<input type="checkbox"/>	<input type="checkbox"/>	12.	<input type="checkbox"/>	<input type="checkbox"/>	<input type="checkbox"/>	<input type="checkbox"/>	18.	<input type="checkbox"/>	<input type="checkbox"/>	<input type="checkbox"/>	<input type="checkbox"/>					